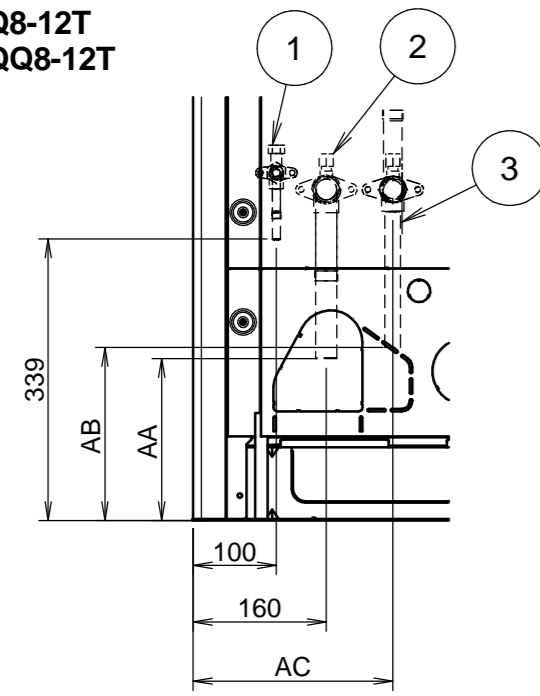
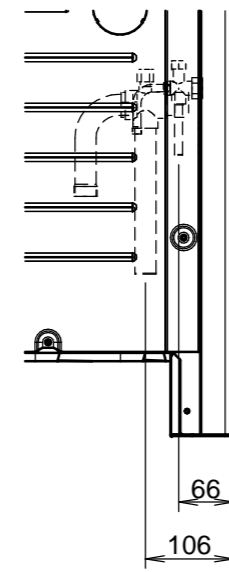


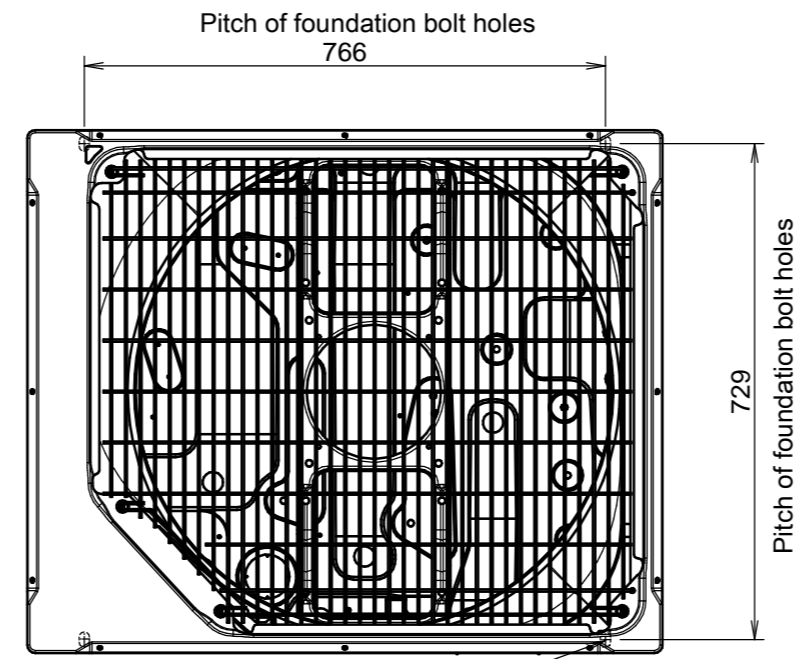
RYYQ8-12T
 RYMQ8-12T
 RXYQ8-12T
 RXYQQ8-12T



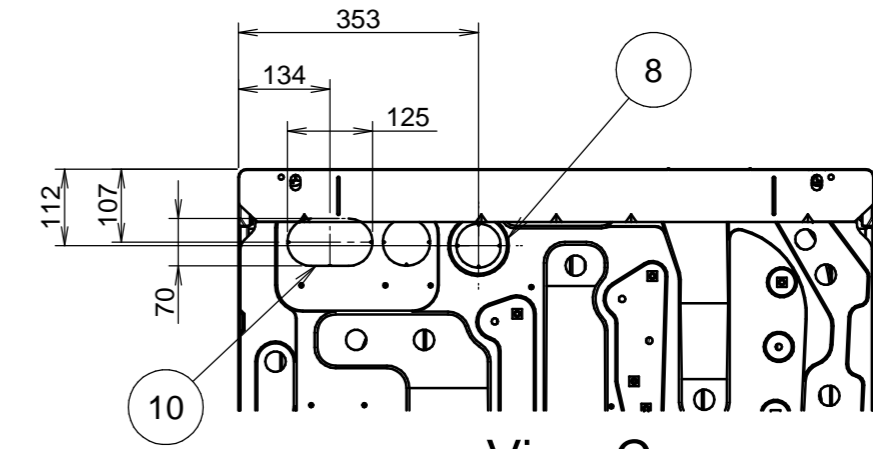
Detail A



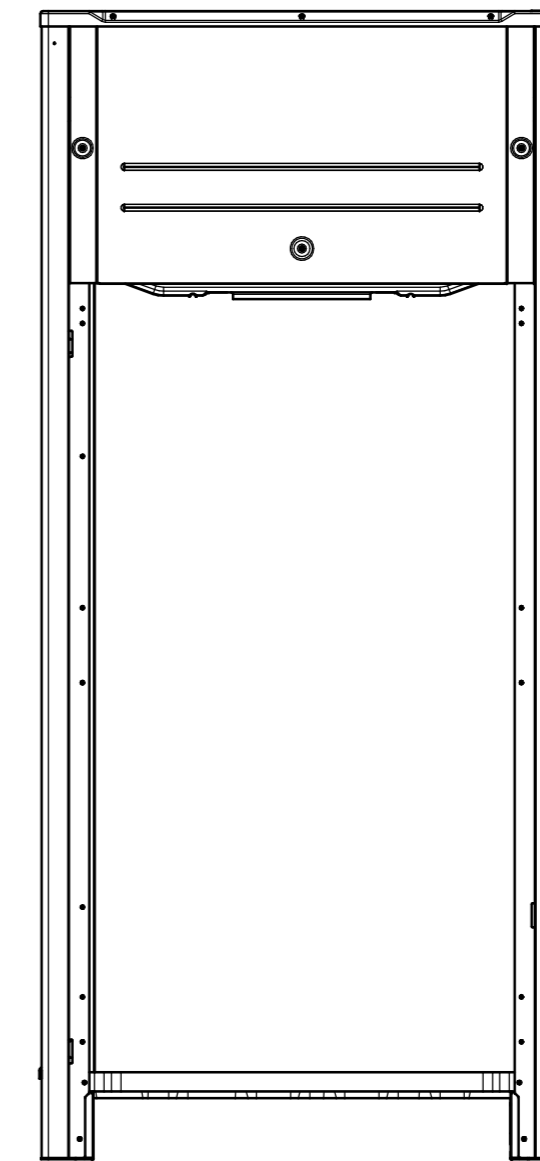
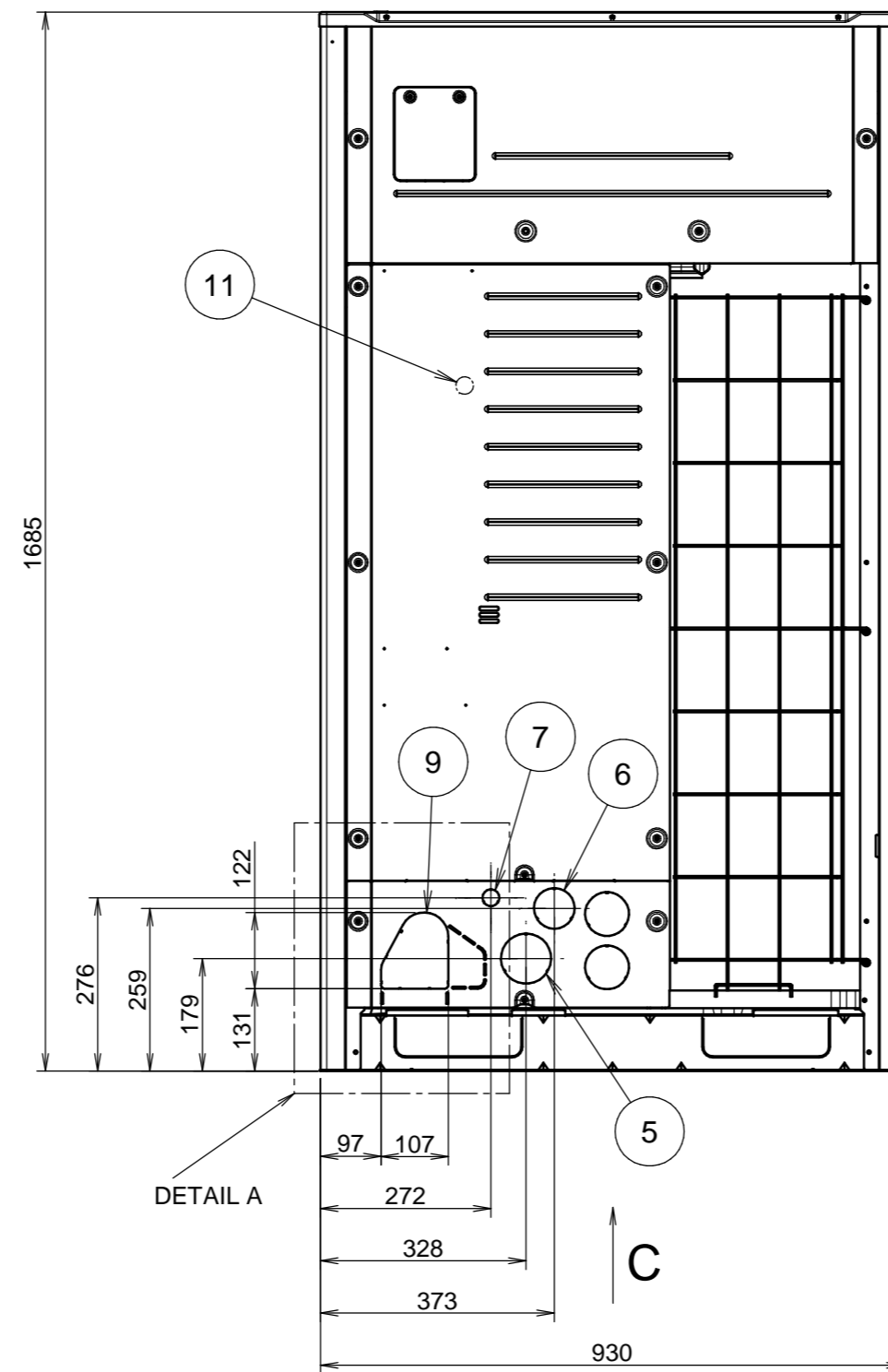
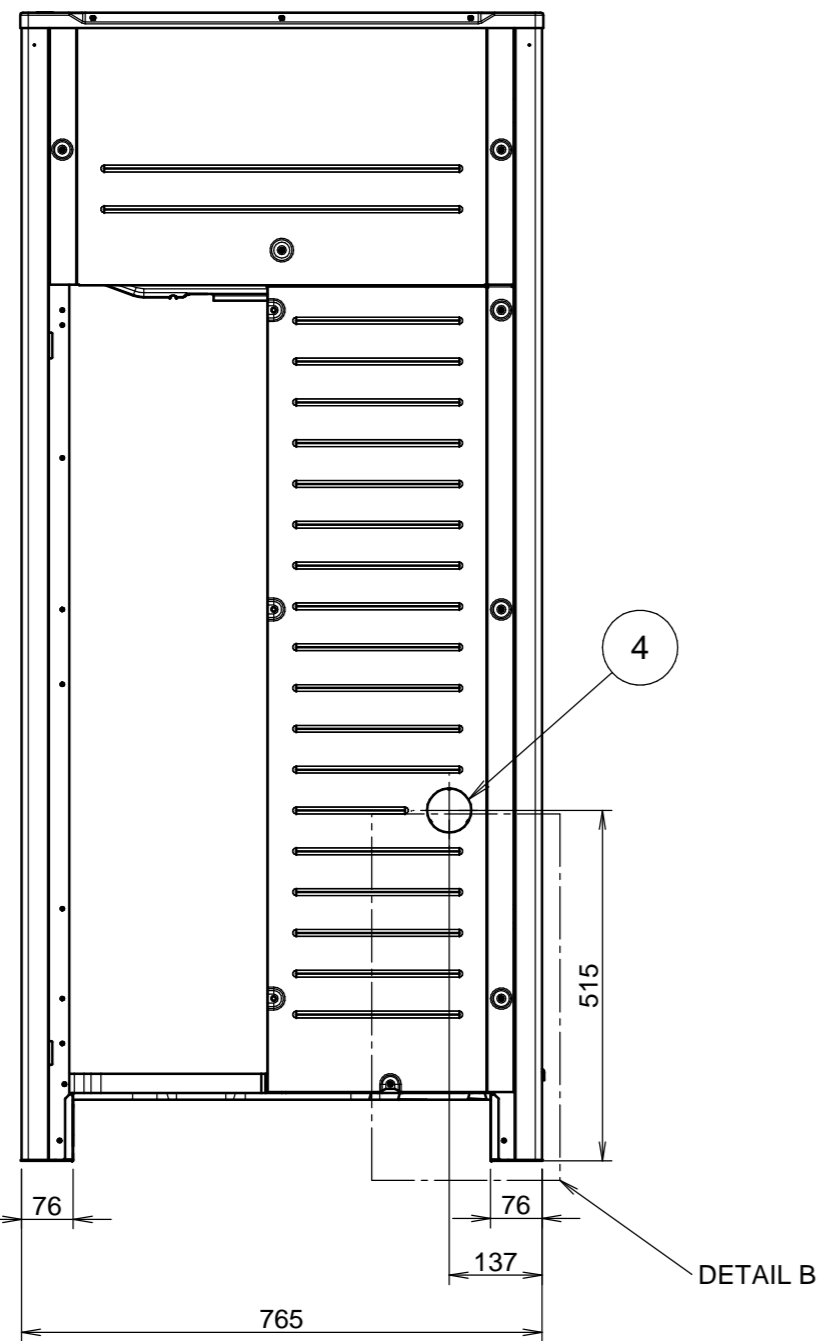
Detail B



4-15x22.5mm Oblong hole
 Foundation bolt hole



View C



Model	AA	AB	AC
RYYQ8T, RXYQ8T, RXYQQ8T	248	-	-
RYYQ10-12T, RXYQ10-12T, RXYQQ10-12T	195	-	-
RYMQ8T	248	208	240
REMQ5T, RYMQ10-12T, REYQ8-12T	195	208	240

Notes

- Detail A and detail B indicate the dimensions after fixing the attached piping.
- Items 4 - 10: Knockout hole.
- Gas pipe
 - RYYQ8T, RYMQ8T, RXYQ8T, RXYQQ8T : \varnothing 19.1 brazing connection
 - RYYQ10T, RYMQ10T, RXYQ10T, RXYQQ10T : \varnothing 22.2 brazing connection
 - REMQ5T, REYQ8-12T : \varnothing 25.4 brazing connection
 - RYYQ12T, RYMQ12T, RXYQ12T, RXYQQ12T : \varnothing 28.6 brazing connection
- Liquid pipe
 - RYYQ8-10T, RYMQ8-10T, RXYQ8-10T, RXYQ8-10T, REMQ5T, REYQ8-12T : \varnothing 9.5 brazing connection
 - RYYQ12T, RYMQ12T, RXYQ12T, RXYQQ12T : \varnothing 12.7 brazing connection
- Equalising pipe
 - RYMQ8-10T : \varnothing 19.1 brazing connection
 - RYMQ12T : \varnothing 22.2 brazing connection
- High pressure/low pressure gas pipe
 - REMQ5T, REYQ8-12T : \varnothing 19.1 brazing connection

No.	Part name	Remark
11	Grounding terminal	Inside of the switch box (M8)
10	Pipe routing hole (bottom)	
9	Pipe routing hole (front)	
8	Power cord routing hole (bottom)	\varnothing 65
7	Power cord routing hole (front)	\varnothing 27
6	Power cord routing hole (front)	\varnothing 65
5	Power cord routing hole (front)	\varnothing 80
4	Power cord routing hole (side)	\varnothing 65
3	Equalising pipe connection port High pressure/low pressure gas pipe	See note 3.
2	Gas pipe connection port	See note 3.
1	Liquid pipe connection port	See note 3.
No.	Part name	Remark